

# DR770X-2CH

## GENERAL INTRO:

### DR770X-2CH

#### **Best Night and Day Video Clarity and Cloud connectivity.**

The DR770X-2CH is a dual-channel (2CH) dash cam with BlackVue Cloud connectivity.

Both front and rear cameras pack back-illuminated **Full HD Sony STARVIS™ image sensors** for best image quality under any light.

This stealthy dashcam also comes with built-in GPS, Wi-Fi and **native Parking Mode** support via included hardwiring cable.

View and download videos easily with the BlackVue App.

Cloud support via Wi-Fi hotspot or optional USB plug-in LTE module.

## VISUALS:



## FEATURES 1

### Dual-Full HD Cloud dashcam

#### Night Footage Never Looked This Good

**Dual STARVIS™ sensors** in Full HD 1080p (front 60 / rear 30 frames per second).

Fluid videos of the front and back of your car at a wide 139° view angle.

The back-illuminated STARVIS image sensors produce clear details in both shadows and highlights thanks to high sensitivity and wide dynamic range.

**Native Parking Mode** with built-in voltage monitor to protect your vehicle battery (hardwiring cable included).

With the **free BlackVue Cloud service**, check on your car from anywhere, anytime.

#### VISUALS:



Front 60FPS  
Rear 30FPS



CMOS Sensor  
Front+Rear



Native Parking  
Mode Support



via Wi-Fi/  
USB module



Seamless  
Pairing

## FEATURES 2

### GPS, Wi-Fi and Optional LTE

**GPS:** visualize the location of your vehicle on the map during video playback and overlay speed on videos (can be hidden in settings).

**Wi-Fi:** lets you connect to your BlackVue with a smartphone or tablet. Wi-Fi also lets your BlackVue connect to BlackVue Cloud via any home or mobile Wi-Fi hotspot (router).

**LTE:** connect the optional LTE connectivity module\* via the USB port for the best Cloud experience.

(\*) SIM card not included.

### VISUALS:



### FEATURES 3

#### Seamless Pairing with the BlackVue App

**Effortless setup.**

With Seamless Pairing, setting up your dashcam is a breeze. Just power the dashcam, then easily connect from the BlackVue app and follow the simple instructions.

Whether you want to browse your dashcam's files and settings or connect your dashcam to the Cloud, Seamless Pairing makes everything easy and intuitive.

**VISUALS:**



### FEATURES 3

#### Native Parking Mode

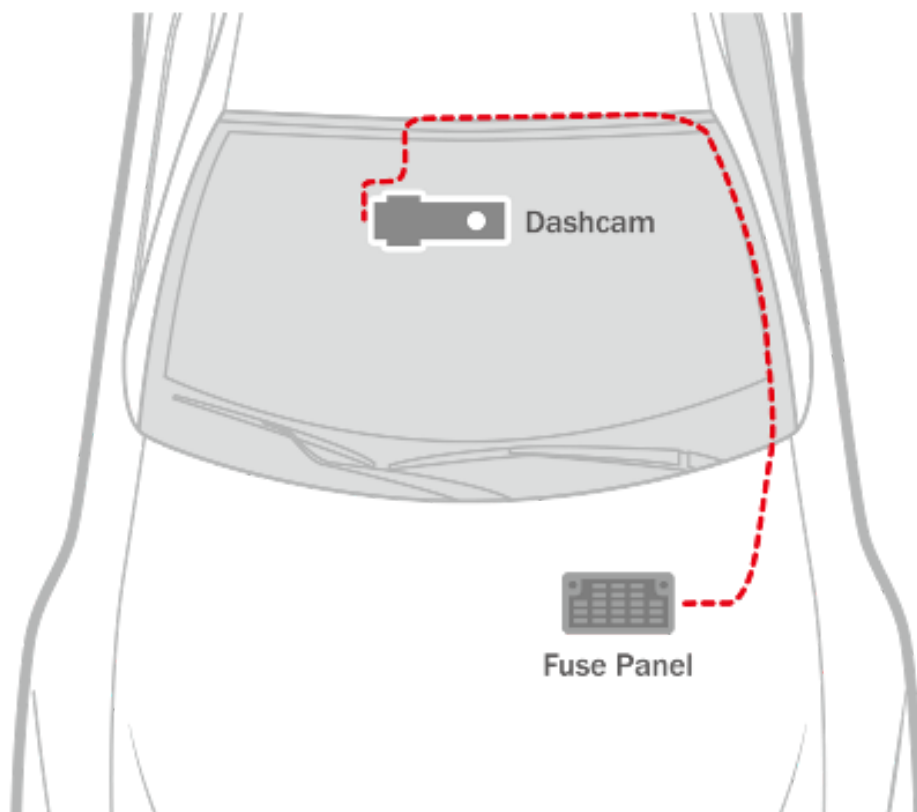
##### Hardwiring cable included

DR770X Series can be hardwired to your vehicle's fuse panel for Parking Mode, without requiring optional accessories. The dashcam will switch to Parking Mode automatically when vehicle ignition is turned off. Voltage cutoff and timer can be set in the BlackVue App.

##### Parking Mode accessories support

DR770X Series is also compatible with all BlackVue Parking Mode Kits and Batteries.

#### VISUALS:



**Battery Discharge Prevention**



**12V-24V Compatibility**

FEATURES 4

Built-in Speaker, Impact Sensor and Motion Detection

**Speaker:** your dashcam tells you when it turns on, shuts down or detects errors.

**Accelerometer:** detects impacts to trigger Event recording. Enables Parking Mode\* when stationary for 5 minutes.

**Automatically tags video files:** While driving, the built-in accelerometer (G-sensor) detects impacts and sudden changes in speed. While parked, your BlackVue also detects visual movements around your vehicles (in Motion + Impact detection mode).

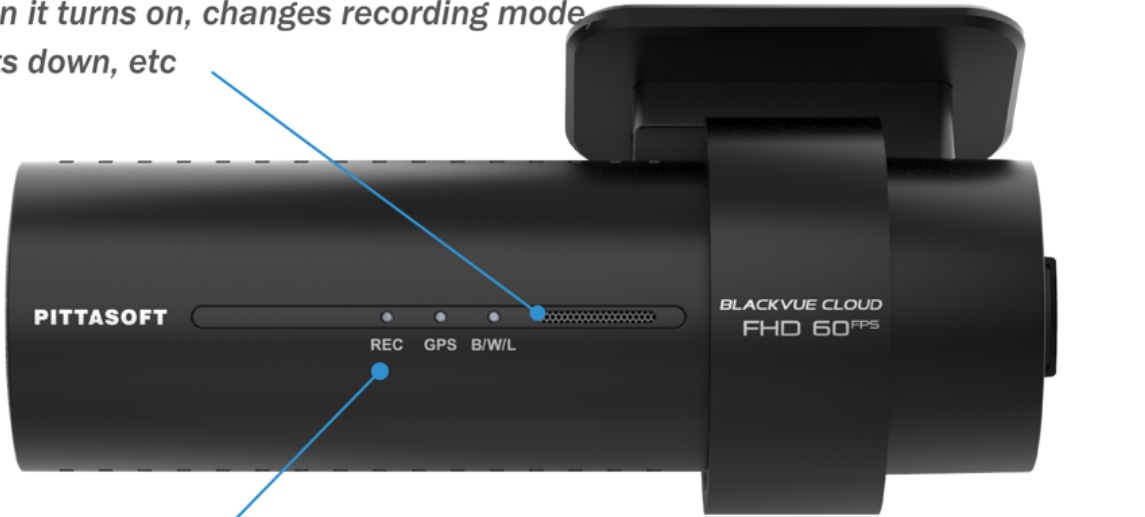
**Use the filters in the BlackVue App and Viewer:** BlackVue tags all videos (Normal, Event, Parking Mode, etc.), so that you can filter them and quickly find the ones you need in the BlackVue Viewer (Windows, Mac OS, Web) or the BlackVue App (Android, iOS).

(\* ) Parking Mode Kit or Battery is required. [Learn more about Parking Mode.](#)

VISUALS:

**SPEAKER:**

*With Voice Alarms, your dashcam tells you when it turns on, changes recording mode, shuts down, etc*



**RECORDING LED:**

- Normal Recording
- Event Recording
- Parking Mode Recording



Various Recording Modes



Impact Detection



Motion Detection



## FEATURES 5

### BlackVue App (iOS, Android) and Viewer (Windows/Mac/Web)

#### Easily manage your video files

Easily change your BlackVue configuration settings and browse your videos on your mobile or computer.

With the BlackVue App, connect to your BlackVue to access files and check real-time Live View for easy setup of your dashcam.

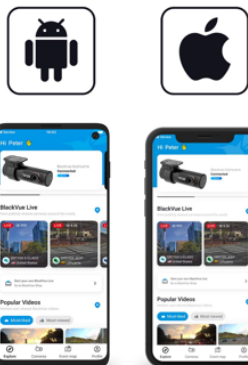
With the SD Card Viewer, connect your dashcam's microSD card to your computer to view and backup footage in bulk, as well as export clips, remove sound, etc.

The Web Viewer lets you manage your Cloud-connected dashcams from any web browser at [blackvuecloud.com](http://blackvuecloud.com).

#### VISUALS:

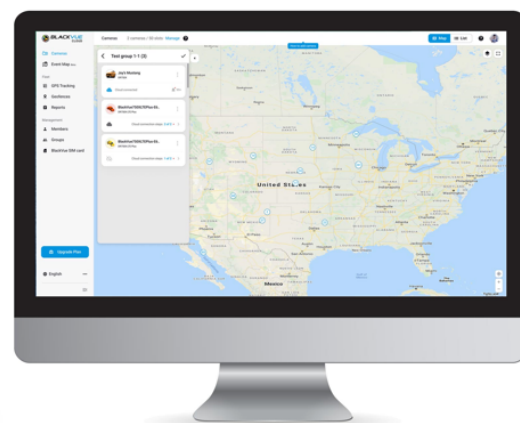


SD Card Viewer



Android / iOS

Chrome, Safari, Firefox, Edge, IE



Web Browser



## FEATURES 6

### Sleek Interface

#### **Touch sensor**

Tap the touch sensor to trigger Manual Event videos.

#### **Format button**

Hold to format the microSD card.

#### **Secure microSD card access**

Unplug the DC in power connector and pop the cover open to reveal the microSD card slot.

### VISUALS:



**TOUCH SENSOR**  
to trigger Manual  
Event recording



**FORMAT BUTTON**  
to format the  
microSD Card



**MICROSD CARD SLOT**  
Unplug the power cable  
to open the cover

**FEATURES 7****Optimized File Management****Event Files Overwrite Protection**

Dashcams record in a loop but DR770X-2CH can prevent the overwriting of up to fifty (50) Event files (triggered manually or by impacts). You can choose to allow new Event files to overwrite past Event files, thus keeping the latest fifty.

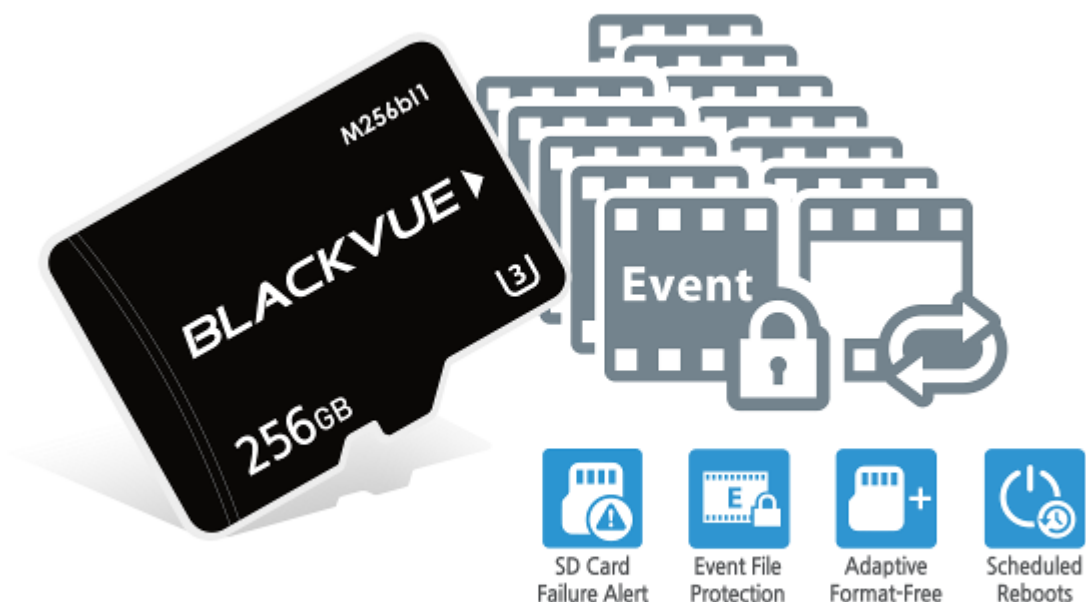
**Adaptive Format-Free File Management**

Developed by BlackVue, this file system improves recording stability and reduces the need for microSD card formatting, while giving you the flexibility to change recording time unit (1/2/3 minutes) and quality settings.

**SD Card Failure Alert**

Your BlackVue detects as soon as the microSD card fails and warns you with a “Please check SD card” voice alert.

**Scheduled Reboots** (see Parking Mode section below)

**VISUALS:**

FEATURES 8

High Frame Rate for Extra Fluidity

**The advantage of 60FPS video capture**

The front-facing camera records extra fluid videos at 60 frames per second, keeping all details sharp even in fast action. With 60fps, motion blur is much reduced compared to 30fps. That means your BlackVue can better capture details--like license plates--even in fast-moving objects.

**Note 1:** the higher the image quality setting, the higher the bitrate and the bigger the file size. A bigger size will increase the time necessary to transfer a video file over Wi-Fi.

**Note 2:** Remote Live View using BlackVue Cloud is *not* affected by the image quality and framerate settings.

VISUALS:



**FEATURES 9****BlackVue Cloud****Me and My Car. Connected.**

Connect to your BlackVue anytime, from anywhere in the world with BlackVue Cloud.

Enjoy **remote Live View** and **Push Notifications** to your phone.

**Back up** important videos to the free Cloud storage.

**Play and download** videos from your dashcam's memory or the Cloud from anywhere.

Enjoy **Two-way Voice Communication** with the driver from the app through the BlackVue's integrated speaker and mic. Check the [BlackVue Cloud page](#) for more information.

**VISUALS:**

## FEATURES 10

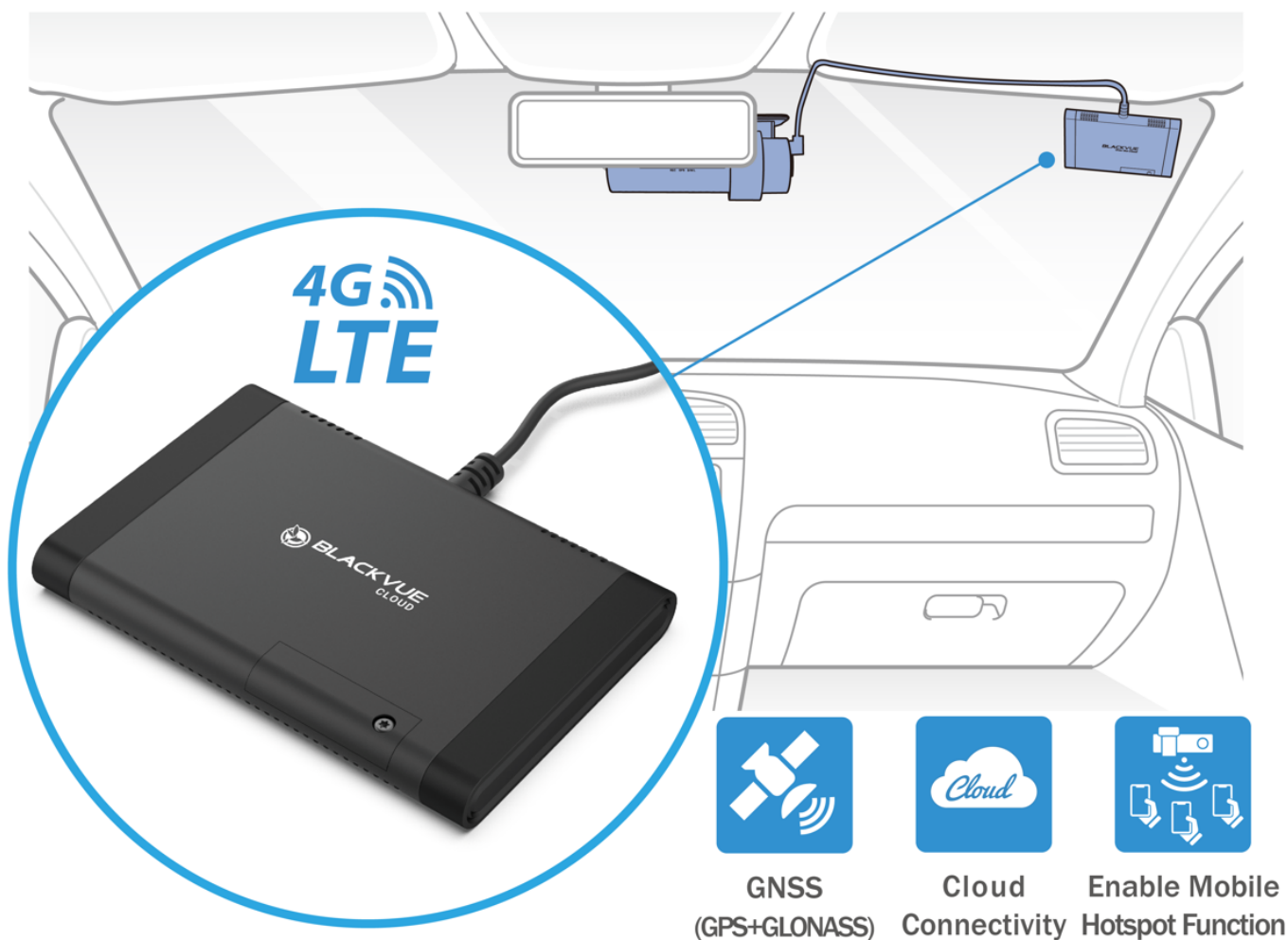
### LTE Connectivity Module (Optional)

The CM100GLTE provides easy 4G LTE connectivity to enable BlackVue Cloud features. All you need is a valid Nano SIM card. The CM100GLTE is powered and connects via the USB port of your dashcam.

When connected to the CM100GLTE, DR770X Series can serve as a mobile hotspot providing wireless Internet access to up to five devices (smartphone, tablet, etc.).

Note: when purchasing, make sure the CM100GLTE you choose is compatible with your mobile carrier's network.

#### VISUALS:



**FEATURES 11****Tamper-proof Case (Optional)**

The **BTC-1C** is a special-purpose mount designed to prevent tampering.

It replaces your dashcam's original mount. The side cover, fastened by two hex screws, blocks the access to the microSD card and the cable connectors.

**Triple protection**

- Locks the dashcam with a hex screw to prevent rotation.
- Blocks the access to the microSD card slot.
- Protects against the unplugging of the power, video and USB cables.

VISUALS: TO BE UPDATED



**Rotation  
Lock  
System**



**SD Card  
Access  
Prevention**



**Cable  
Unplug  
Protection**

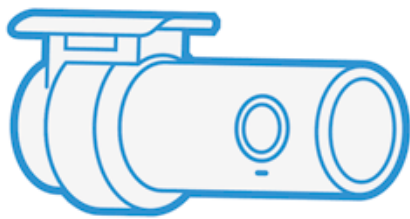


## FEATURES 13

### Intelligent Parking Mode monitoring

with included hardwiring cable or the [Power Magic accessories](#).

Enjoy peace of mind knowing that your car is under protection while you are away.




Hardwiring Cable  
(Included)



Set Timer,  
Voltage cutoff  
in BlackVue App



Battery  
Discharge  
Prevention




BlackVue automatically switches to Parking Mode to monitor your parked vehicle.

Thanks to **video buffer**, the few seconds leading to triggering events are also recorded.

DR770X supports two Parking Mode options:



## Region-based Motion detection



Motion & Impact Detection Parking Mode detects both:

- **Motions** recorded by the image sensor (marked "P" in the file list).
- **Impacts** detected by the accelerometer/G-sensor (marked "E" in the file list).

Choose detection regions to reduce the risk of triggering unwanted motion recordings due to trees swaying in the wind, far-away moving objects, etc.

## Time lapse + Buffered Events





**Continuously records at 1FPS** (one frame per second). Videos are played back at 30FPS.

1-minute Time lapse Parking Mode video = 30 minutes real time coverage.

Cover a period of more than **54 hours on a 32GB microSD** card front and rear at the highest (Extreme) quality setting.

When an impact is detected, the dashcam creates a buffered **Event video**.

**And also:**

**Parking Mode Event Voice Notifications:**

Upon exiting Parking Mode, your BlackVue tells you if Events were recorded when you were away from your car, so you can check right away the Event videos on the BlackVue App.

**Scheduled Reboot:**

Schedule a daily automatic reboot (optional—at night by default) to minimize potential errors. Reboots happen only if the dashcam is in Parking Mode and not writing data to the microSD card.

**Super stealthy:**

Completely turn off all LED indicators in Parking Mode. Only the recording LED indicator facing the interior of the vehicle will blink when motion or impact is detected.